

2.4GHz Gateway

Support "Tuya Smart" app remote control
Support third party voice control



Parameter

Product Name: 2.4GHZ Gateway

Model No.: WL-Box2


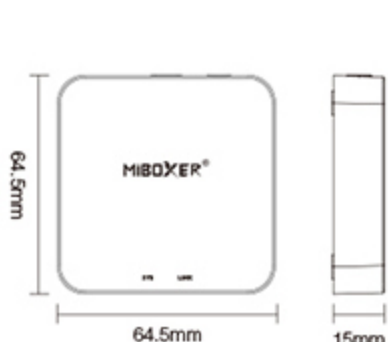
Input: 5V 500mA (Type-C)

Work Temperature:-10~40°C

Wireless Technology: Wi-Fi IEEE 802.11b/g/n 2.4GHz

RF: 2.4GHz (Transmitting Power 6dBm)

Control Distance: 30m



100 Zones control



Group timer switch



Do not disturb ON/OFF



Turn ON/OFF indicator light



Copy another paired remote


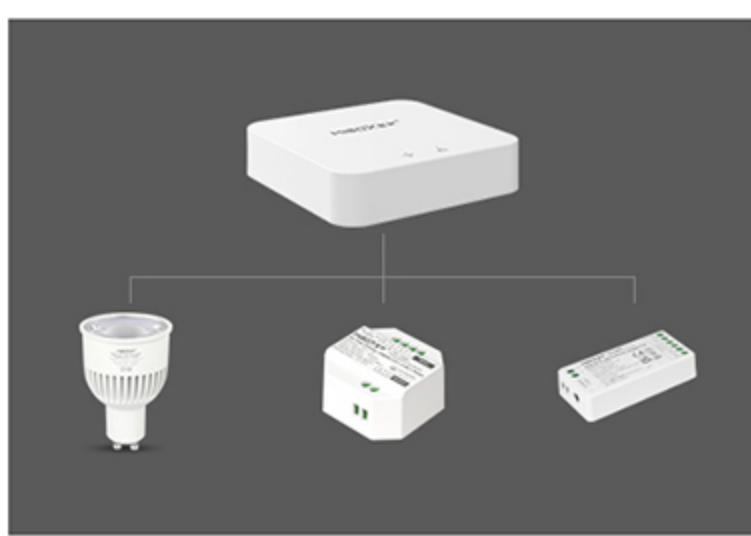


APP remote control all group devices

100 zones can be controlled individually; Custom edit zone name (Zone1-Zone16)

Compatible with MiBoxer series 2.4GHz products


It can be used with 2.4GHz lamps, controllers, triac and other devices to experience more functions.



Support third party voice control

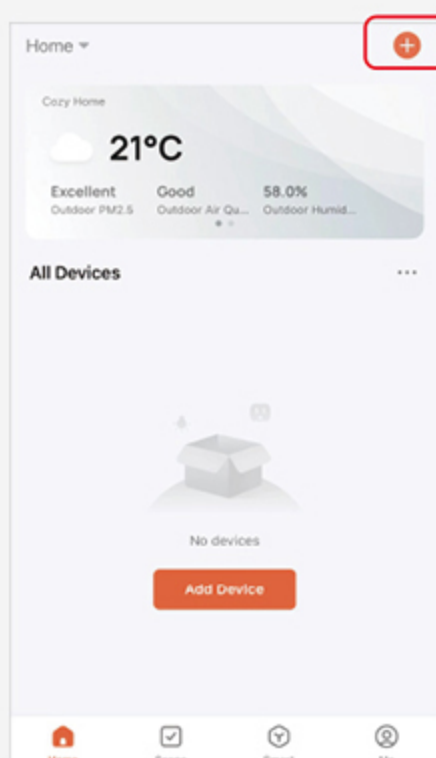


Connection Steps



Step 1

Download "Tuya Smart" app



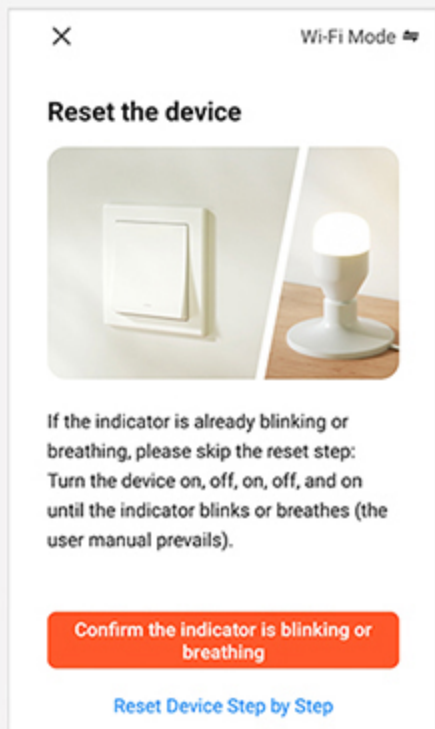
Step 2

On the home page, touch " + " icon in the upper right corner



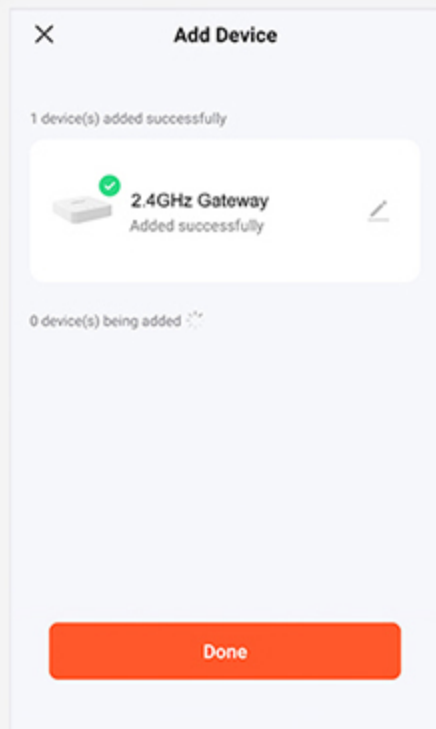
Step 3

Touch " Lighting " and select " Light Source (BLE+Wi-Fi) "



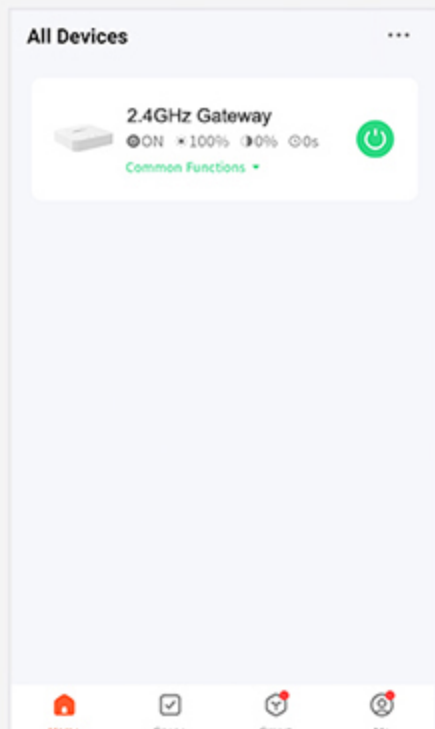
Step 4

The gateway indicator flashes red, if not, press and hold the " SET " button for 3 seconds



Step 5

The gateway completes the match, touch " Done "



Step 6

Match the code with the device, smart control